

Salisbury: City of Doves 12 May - 22 July 2018

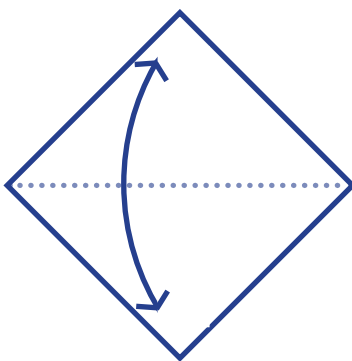
Michael Pendry's installation 'Les Colombes' - 2,500 folded white paper doves suspended high above the Nave in the Cathedral - brings a message of hope, humanity and new beginnings. The white dove has inspired mankind with its innocence and purity; it is a physical and emotional message of peace.

We are partnering with local communities, businesses and arts organisations to extend this exhibition throughout the city, uniting us in the values of sharing, caring and hope for the future in troubled times. Join in and make doves of your own to display in your windows at home, at work or to give to someone you care for.

You will need a piece of paper 297mm x 297mm in size and ideally 130gsm in weight - visit our website to see a list of places you can collect a precut piece of paper from or cut your own then follow the instructions below! After 3 May, you will also be able to find a video tutorial on our website.

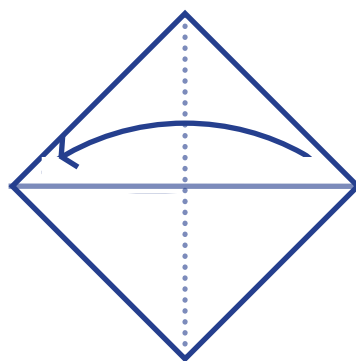
Please do share your photos with us **#SalisburyCityofDoves #LesColombes**

"Peace is not something you wish for. It's something you make, something you do, something you are, and something you give away." John Lennon



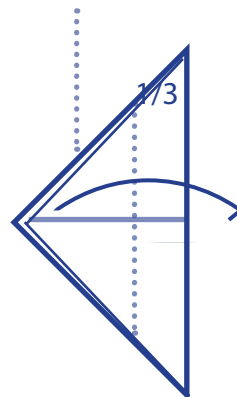
**Step 1**

Write your message on your paper then fold and **unfold it again** horizontally



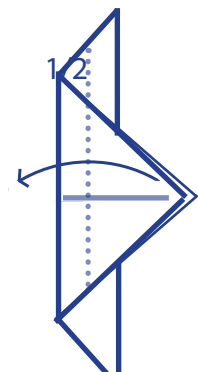
**Step 2**

Now fold the paper in half vertically



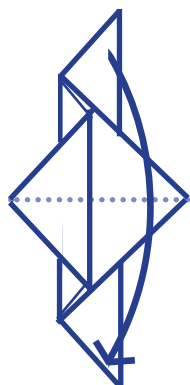
**Step 3**

Fold approximately two thirds over



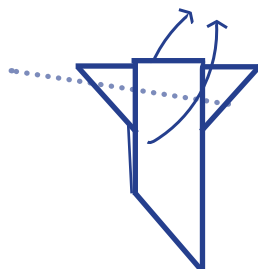
**Step 4**

Fold the **upper layer only**, two thirds over (half the width of the lower layer)



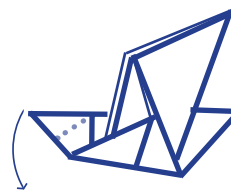
**Step 5**

Fold horizontally so that the top and bottom points come together



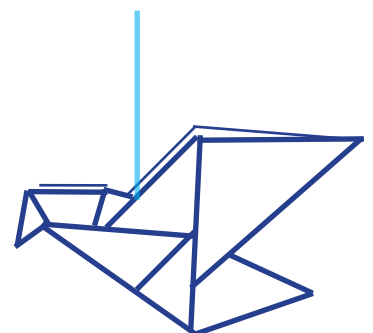
**Step 6**

Fold the wings **at an angle** so that the pointed ends point towards the right hand side



**Step 7**

Push enough of the corner of the paper into the middle of the fold on the left to make the head and beak



**Step 8**

Make a knot in some thread and thread it through to suspend your dove